

山盛钻具

SANSUNG
DRILLING
TOOLS

Quality Creates The Future

Xiamen Sansung Import & Export Co., Ltd

Address: Unit 1202, D4-Wanda Plaza, No. 13, Jinchong Road, Huli District

Xiamen, Fujian, China

361006

Phone: +86 592 5655114/+86 13696975125

Fax: +86 592 5655124

Email Address:

International Sales Dept.: info@sansung.com

Domestic Sales Dept.: sales@sansung.com

Website: www.sansung.com



产品手册
Product Manual

厦门山盛矿山机械与工具
Xiamen Sansung Import & Export Co., Ltd





目录指南 CATALOGUE GUIDE

小孔凿岩钎具 SMALL HOLE DRILLING PAGE 01

台车掘进钎具 DRIFTING AND TUNNELING PAGE 05

深孔螺纹钎具 BENCH AND PRODUCTION DRILLING PAGE 12

潜孔冲击器 DTH HAMMER PAGE 23

潜孔钻头 DTH BIT PAGE 33

反循环冲击器 RC HAMMER PAGE 41

反循环冲击器 RC BIT PAGE 44



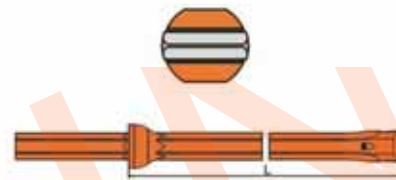
SMALL HOLE DRILLING
小孔凿岩钎具

Integral Equipment 整体钎具

Tapered Equipment 锥度钎具

整体钎 INTEGRAL DRILL ROD

22mm (7/8")



Chisel bit integral.
Rod hex. 22 mm (7/8")
Shank hex. 22 mm (7/8") x 108 mm (4 1/4").

长度 毫米 mm	Length		钎头直径 Bit dia. (mm)	重量 Weight (mm)	Product Code
	英尺 ft				

800	2'7"		34	3.0	IDR22-0834
1600	5'3"		33	5.2	IDR22-1633
2400	7'10"		32	8.0	IDR22-2432
3200	10'6"		31	10.2	IDR22-3231
4000	13'1"		30	12.9	IDR22-4030
4800	15'9"		29	15.1	IDR22-4829
5600	18'4"		28	17.6	IDR22-5628
6400	21'		27	20.1	IDR22-6427
7200	23'6"		26	22.5	IDR22-7226

800	2'7"		40	3.0	IDR22-0840
1600	5'3"		39	5.2	IDR22-1639
2400	7'10"		38	8.0	IDR22-2438
3200	10'6"		37	10.2	IDR22-3237
4000	13'1"		36	12.9	IDR22-4036
4800	15'9"		35	15.1	IDR22-4835
5600	18'4"		34	17.6	IDR22-5634
6400	21'		33	20.1	IDR22-6433
7200	23'6"		32	22.5	IDR22-7232

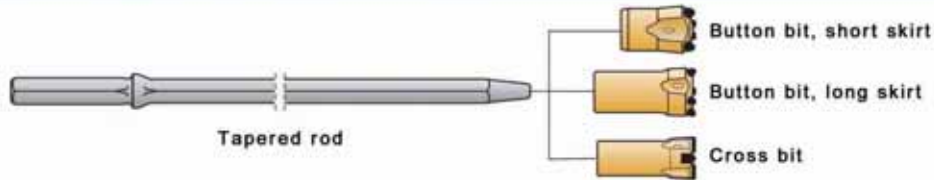
400	1'4"		34	1.7	IDR22-0434
800	2'7"		33	3.0	IDR22-0833
1200	3'11"		32	4.1	IDR22-1232
1600	5'3"		31	5.2	IDR22-1631
2000	6'7"		30	6.7	IDR22-2030

600	2'		41	2.4	IDR22-0641
1200	3'11"		40	4.3	IDR22-1240
1800	5'11"		39	6.2	IDR22-1839
2400	7'10"		38	8.0	IDR22-2438

400	1'4"		41	1.7	IDR22-0441
800	2'7"		38	3.0	IDR22-0838
1200	3'11"		39	4.3	IDR22-1239
1600	5'3"		36	5.2	IDR22-1636
1800	5'11"		36	6.0	IDR22-1836
2000	6'7"		32	6.7	IDR22-2032
2400	7'10"		27	8.0	IDR22-2427
3200	10'6"		27	10.2	IDR22-3227
3200	10'6"		32	10.3	IDR22-3232
6400	21'		30	20.1	IDR22-6430
8000	26'2"		26	25.0	IDR22-8026

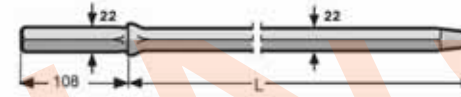
锥度钎具 TAPERED EQUIPMENT

H22 Tapered tools, 7°/11°/12°



钎头 Drill Bit	直径 Dia.		合金数量*直径 Tip size(mm)			水孔数量 Flushing hole		重量 Weight (kg)	Product code
	毫米 mm	英寸 in.	芯径 Front	边径 Gauge	倾角 Angle	正 Front	侧 Side		
	28	1 7/64	1*7	3*7	20°	1	1	0.20	TBB2812-04
	28	1 7/64	1*7	4*7	35°	1	1	0.20	TBB2812-05
	29	1 9/64	1*7	3*7	40°	1	1	0.21	TBB2912-04
	30	1 3/16	1*7	3*7	40°	1	1	0.22	TBB3012-04
	30	1 3/16	1*7	4*7	35°	1	1	0.22	TBB3012-05
	30	1 3/16	2*7	4*7	30°	1	1	0.22	TBB3012-06
	32	1 1/4	2*7	5*7	40°	2	1	0.24	TBB3212-07
	33	1 19/64	2*7	5*7	35°	1	1	0.25	TBB3312-07
	34	1 11/32	2*7	5*8	35°	1	1	0.29	TBB3412-07
	35	1 3/8	2*7	4*7	35°	1	1	0.33	TBB3512-06
	35	1 3/8	2*7	5*8	35°	2	1	0.33	TBB3512-07
	35	1 3/8	2*7	5*9	35°	1	1	0.33	TBB3512-07
	36	1 27/64	2*7	5*9	35°	1	1	0.37	TBB3612-07
	37	1 29/64	2*7	5*9	40°	1	1	0.38	TBB3712-07
	38	1 1/2	2*7	3*9	40°	1	1	0.40	TBB3812-05
	38	1 1/2	1*9	5*9	35°	1	1	0.40	TBB3812-06
	41	1 5/8	2*7	5*9	35°	1	1	0.41	TBB4112-07
	32	1 1/4	2*7	5*7	35°	1	1	0.30	TBB3212-07L
	33	1 19/64	2*7	5*7	35°	2	1	0.31	TBB3312-07L
	35	1 3/8	2*7	6*7	40°	1	1	0.35	TBB3512-08L
	35	1 3/8	2*7	5*9	40°	2	1	0.38	TBB3512-07L
	36	1 27/64	2*7	5*9	35°	1	1	0.39	TBB3612-07L
	38	1 1/2	2*7	5*9	35°	1	1	0.41	TBB3812-07L
	38	1 1/2	2*7	6*7	35°	1	1	0.41	TBB3812-08L
	41	1 5/8	2*7	5*9	35°	1	1	0.42	TBB4112-07L
	41	1 5/8	2*7	6*7	35°	1	1	0.42	TBB4112-08L
	30	1 3/16	12*8	-	-	1	1	0.26	TCB3012-08
	32	1 1/4	12*8	-	-	1	1	0.30	TBB3212-08
	33	1 19/64	12*8	-	-	1	1	0.32	TBB3312-08
	35	1 3/8	12*8	-	-	1	1	0.36	TBB3512-08
	36	1 27/64	12*8	-	-	1	1	0.39	TBB3612-08
	38	1 1/2	14*8	-	-	1	1	0.43	TBB3814-08
	41	1 5/8	14*8	-	-	1	1	0.49	TBB4114-08

钎杆 Drill Rod

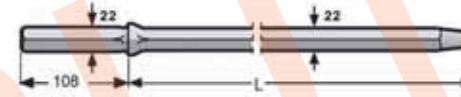


Shank hex. 22 mm (7/8") x 108 mm (4 1/4").

Rod hex. 22 mm (7/8")

Taper degree 11°/12°

长度 Length	重量 Weight (kg)		Product Code
	毫米 mm	英尺 ft	
610	2'	2.20	H22-11/12-0610
1220	4'	4.10	H22-11/12-1220
1830	6'	5.90	H22-11/12-1830
2000	6'7"	6.40	H22-11/12-2000
2435	8'	7.80	H22-11/12-2435
2600	8'8"	8.30	H22-11/12-2600
3200	10'6"	10.10	H22-11/12-3200
3655	12'	11.50	H22-11/12-3655
4000	13'1"	12.60	H22-11/12-4000
4800	15'9"	14.90	H22-11/12-4800
5600	18'4"	17.40	H22-11/12-5600
6400	21'	19.80	H22-11/12-6400
7200	23'6"	22.20	H22-11/12-7200
8000	26'2"	24.60	H22-11/12-8000



Shank hex. 22 mm (7/8") x 108 mm (4 1/4").

Rod hex. 22 mm (7/8")

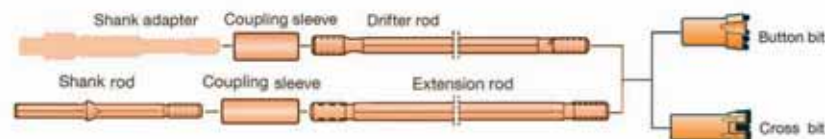
Taper degree 7°

长度 Length	重量 Weight (kg)		Product Code
	毫米 mm	英尺 ft	
600	2'	1.93	H22-07/07-0600
800	2'6"	2.54	H22-07/07-0800
1000	3'3"	3.15	H22-07/07-1000
1200	3'9"	3.76	H22-07/07-1200
1600	5'3"	4.98	H22-07/07-1600
1800	5'9"	5.59	H22-07/07-1800
2000	6'7"	6.20	H22-07/07-2000
2200	7'2"	6.81	H22-07/07-2200
2400	7'9"	7.42	H22-07/07-2400
2600	8'8"	8.03	H22-07/07-2600
3000	9'10"	9.25	H22-07/07-3000
3500	11'5"	10.78	H22-07/07-3500
4000	13'1"	12.30	H22-07/07-4000
4500	14'8"	13.83	H22-07/07-4500
5000	16'4"	15.35	H22-07/07-5000
5500	18'1"	16.88	H22-07/07-5500
6000	19'7"	18.30	H22-07/07-6000



台车掘进钎具 DRIFTING AND TUNNELING

R25



钎头 Drill Bit

钎头 Drill Bit	直径 Dia.		合金数量+直径 Tip size(mm)			水孔数量 Flushing hole		重量 Weight (kg)	Product code
	毫米 mm	英寸 In	石径 Front	边齿 Gauge	倾角 Angle	正 Front	侧 Side		
圆齿 spherical buttons									
柱齿形钎头 button bit	33	1 19/64	2*7	5*7	35°	1	1	0.4	SB33R25-27/57
	35	1 3/8	2*7	5*8	35°	1	1	0.4	SB35R25-27/58
	38	1 1/2	2*7	5*8	30°	1	1	0.5	SB38R25-27/59
	38	1 1/2	2*7	5*9	30°	1	1	0.5	SB38R25-27/59
	41	1 5/8	2*9	4*9	35°	1	2	0.6	SB41R25-29/49
	41	1 5/8	2*8	5*9	35°	1	1	0.6	SB41R25-28/59
	45	1 3/4	2*9	4*11	35°	1	2	0.6	SB45R25-29/411
	45	1 3/4	2*8	5*10	30°	1	2	0.6	SB45R25-28/510
	45	1 3/4	2*8	5*11	30°	1	2	0.6	SB45R25-28/511
抛物线齿 parabolic buttons									
	33	1 19/64	2*7	5*7	35°	1	1	0.4	PB33R25-27/57
	35	1 3/8	2*7	5*9	25°	1	1	0.4	PB35R25-27/59
	38	1 1/2	2*7	5*9	40°	1	1	0.5	PB38R25-27/59
	41	1 5/8	2*8	5*9	40°	1	1	0.6	PB41R25-28/59
	45	1 3/4	2*9	5*10	35°	1	2	0.6	PB45R25-29/510
十字形钎头 cross bit									
	33	1 19/64	8*13	-	-	1	2	0.4	CB33R25-8/13
	35	1 3/8	8*13	-	-	1	2	0.5	CB35R25-8/13
	38	1 1/2	8*13	-	-	1	4	0.6	CB38R25-8/13
	41	1 5/8	8*14	-	-	1	4	0.7	CB41R25-8/14
	43	1 11/16	8*14	-	-	1	4	0.7	CB43R25-8/14
	45	1 3/4	8*14	-	-	1	2	0.8	CB45R25-8/14
	51	2	10*16	-	-	1	4	1.1	CB51R25-10/16

DRIFTING AND TUNNELING

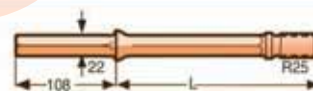
台车掘进钎具

R25

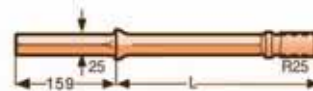
R28

R32

钎杆 Shank rod



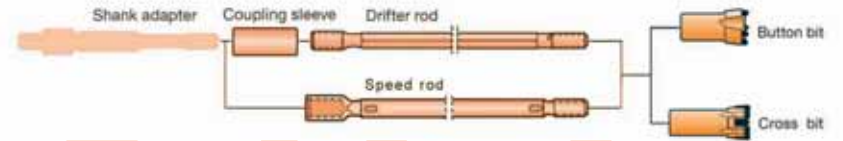
Shank rod, H22*108mm




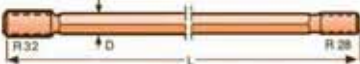
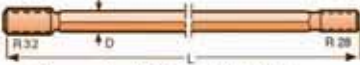

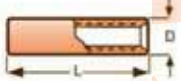
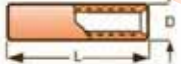
Shank rod, H25*159mm

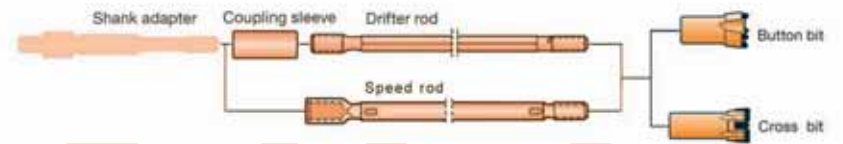
长度 Length	英寸 In	外径 Diameter		重量 Weight (kg)	Product code
		毫米 mm	英寸 In		
610	2'	22	7/8	2.6	H22R25-0610
760	2'6"	22	7/8	2.9	H22R25-0760
1000	3'3"	22	7/8	3.7	H22R25-1000
1200	4'	22	7/8	4.4	H22R25-1200
1830	6'	22	7/8	6.3	H22R25-1830
2435	8'	22	7/8	8.1	H22R25-2435
3200	10'6"	22	7/8	10.6	H22R25-3200
3600	12'	22	7/8	12.0	H22R25-3600
1830	6'	25	1"	7.8	H25R25-1830
2435	8'	25	1"	10.5	H25R25-2435
3200	10'6"	25	1"	13.6	H25R25-3200
3600	12'	25	1"	16.5	H25R25-3600













钎杆 Drill Rod	长度 Length		外径 Diameter		重量 Weight (kg)	Product code
	毫米 mm	英尺 ft	毫米 mm	英寸 in		
Extension rod, R25-Hex25-R25 Flushing hole 8.6mm	915	3'	25	1"	3.4	R25H25R25-0915
	1000	3'4"	25	1"	4.0	R25H25R25-1000
	1220	4'	25	1"	4.6	R25H25R25-1220
	1525	5'	25	1"	5.8	R25H25R25-1525
	1830	6'	25	1"	7.0	R25H25R25-1830
	2435	8'	25	1"	9.3	R25H25R25-2435
3050	10'	25	1"	12.0	R25H25R25-3050	
Drifter rod, R32-Hex25-R25 Flushing hole 8.6mm	2100	7'	25	1"	8.6	R32H25R25-2100
	2400	8'	25	1"	9.6	R32H25R25-2400
	2600	8'8"	25	1"	10.4	R32H25R25-2600
	2800	9'	25	1"	11.1	R32H25R25-2800
	3090	10'	25	1"	12.2	R32H25R25-3090
	3790	12'	25	1"	14.6	R32H25R25-3790
Speed rod, R25-Hex25-R25 Flushing hole 8.6mm	610	2'	25	1"	2.7	FR25H25R25-0610
	1220	4'	25	1"	5.1	FR25H25R25-1220
Coupling sleeve Same thread	155	-	44	1 3/4	1.0	R32-44-155
	150	-	35	1 3/8	0.7	R25-35-150
	165	-	38	1 1/2	1.3	R25-38-160
Coupling sleeve Different thread	150	-	45	1 3/4	1.1	R25/R32-45-150
	160	-	45	1 3/4	1.2	R25/R32-45-160
	160	-	56	2 1/5	2.5	R25/R38-56-160
	170	-	56	2 1/5	3.2	R25/T38-56-170



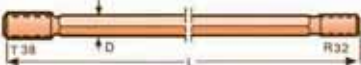
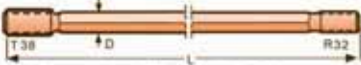
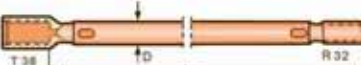
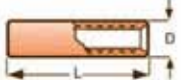

钎头 Drill Bit	长度 Length		合金数量+直径 Tip size (mm)			水孔数量 Flushing hole		重量 Weight (kg)	Product code	
	毫米 mm	英寸 in	刃径 Front	齿高 Gauge	锋角 Angle	正 Front	侧 Side			
柱齿形钎头 Button bit		37	1 29/64	2*7	5*9	30°	1	1	0.5	SB37R28-27/59
		38	1 1/2	2*8	4*9	30°	1	2	0.6	SB38R28-28/49
		38	1 1/2	2*7	5*9	30°	1	1	0.6	SB38R28-27/59
		41	1 5/8	2*8	5*9	35°	1	1	0.7	SB41R28-28/59
		43	1 11/16	2*9	5*9	35°	1	2	0.8	SB43R28-29/59
		45	1 3/4	2*9	5*10	30°	1	2	0.9	SB45R28-29/510
圆齿 Spherical button		37	1 29/64	2*7	5*9	30°	1	1	0.5	PB37R28-27/59
		38	1 1/2	2*8	4*9	30°	1	2	0.6	PB38R28-28/49
		38	1 1/2	2*7	5*9	30°	1	1	0.8	PB38R28-27/59
		41	1 5/8	2*8	5*9	35°	1	1	0.7	PB41R28-28/59
		43	1 11/16	2*9	5*9	35°	1	2	0.8	PB43R28-29/59
		45	1 3/4	2*9	5*10	30°	1	2	0.9	PB45R28-29/510
抛物线齿 Parabolic button		37	1 29/64	2*7	5*9	30°	1	1	0.5	PB37R28-27/59
		38	1 1/2	2*8	4*9	30°	1	2	0.6	PB38R28-28/49
		38	1 1/2	2*7	5*9	30°	1	1	0.8	PB38R28-27/59
		41	1 5/8	2*8	5*9	35°	1	1	0.7	PB41R28-28/59
		43	1 11/16	2*9	5*9	35°	1	2	0.8	PB43R28-29/59
		45	1 3/4	2*9	5*10	30°	1	2	0.9	PB45R28-29/510
十字形钎头 Cross bit		38	1 1/2	14*8	-	-	1	2	0.6	38R28-14/8-DT
		41	1 5/8	14*8	-	-	1	4	0.7	41R28-14/8-DT
		43	1 11/16	14*8	-	-	1	4	0.7	43R28-14/8-DT
		45	1 3/4	14*8	-	-	1	4	0.9	45R28-14/8-DT
		51	2	14*8	-	-	1	4	1.1	51R28-14/8-DT

钎杆 Drill Rod	长度 Length		外径 Diameter		重量 Weight (kg)	Product code
	毫米 mm	英尺 ft	毫米 mm	英寸 in		
 Extension rod, R28-Hex28-R28 Flushing hole 8.8mm	3050	10'	28	1 1/8"	15.0	R28H28R28-3050
 Drifter rod, R32-Hex28-R28 Flushing hole 8.8mm	2400 2750 3700 4100 4310 4920	7'10" 9' 12'1 1/2" 13'1 3/8" 14'1 1/2" 16'1 1/2"	28	1 1/8"	12.2 14.4 18.9 20.4 22.0 25.3	R32H28R28-2400 R32H28R28-2750 R32H28R28-3700 R32H28R28-4100 R32H28R28-4310 R32H28R28-4920
 Drifter rod, R32-Hex32-R28 Flushing hole 9.6mm	3090 3700	10'1 1/2" 12'1 1/2"	32	1 1/4"	20.0 23.5	R32H32R28-3090 R32H32R28-3700
 Speed rod, R28-Hex28-R28 Flushing hole 8.6mm	3050	10'	28	1 1/8"	15.0	FR28H28R28-3050
 Coupling sleeve Same thread	150 150 170	-	40 44 55	1 37/64 1 3/4 2 5/32	0.9 1.0 2.0	R28-40-150 R28-44-150 R28-55-170
 Coupling sleeve Different thread	160	-	45	1 3/4	1.2	R28/R32-45-160



钎头 Drill Bit	长度 Length		合金数量+直径 Tip size (mm)			水孔数量 Flushing hole		重量 Weight (kg)	Product code
	毫米 mm	英寸 in	刃宽 Front	齿高 Gauge	倾角 Angle	正 Front	侧 Side		
柱齿形钎头 Button bit	圆齿 Spherical button								
	41	1 5/8	2*8	5*9	35°	1	1	0.7	SB41R32-28/59
	43	1 11/16	2*9	5*9	35°	1	2	0.7	SB43R32-29/59
	45	1 3/4	2*9	5*11	30°	1	1	0.8	SB45R32-29/511
	45	1 3/4	2*9	6*10	35°	2	-	0.8	SB45R32-29/610
	48	1 7/8	2*9	6*10	40°	2	-	0.9	SB48R32-29/610
	48	1 7/8	3*9	6*10	30°	3	-	0.9	SB48R32-39/610
	51	2	3*9	6*10	35°	3	-	1.0	SB51R32-39/610
	57	2 1/4	3*9	6*11	35°	3	-	1.3	SB57R32-39/611
	64	2 1/2	4*10	8*10	40°	2	-	1.6	SB64R32-410/810
柱齿易返钎头 Retrac button bit	圆齿 Spherical button								
	45	1 3/4	3*8	6*9	40°	3	-	1.1	R/SB45R32-38/69
	48	1 7/8	3*9	6*10	30°	3	-	1.2	R/SB48R32-39/610
	51	2	3*9	6*10	30°	3	-	1.4	R/SB51R32-39/610
	64	2 1/2	4*10	8*10	40°	2	-	2.2	R/SB64R32-410/810
	76	3	5*11	8*11	35°	4	1	3.5	R/SB76R32-511/811
抛物线齿 Parabolic button	抛物线齿 Parabolic button								
	45	1 3/4	3*8	6*9	40°	3	-	1.1	R/PB45R32-38/69
	48	1 7/8	3*9	6*10	30°	3	-	1.2	R/PB48R32-39/610
	51	2	3*9	6*10	30°	3	-	1.4	R/PB51R32-39/610
	64	2 1/2	4*10	8*10	40°	2	-	2.2	R/PB64R32-410/810
	76	3	5*11	8*11	35°	4	1	3.5	R/PB76R32-511/811
十字形钎头 Cross bit	十字形钎头 Cross bit								
	41	1 5/8	16*10	-	-	1	4	0.7	41R32-16/10-DT
	43	1 11/16	16*10	-	-	1	2	0.8	43R32-16/10-DT
	45	1 3/4	16*10	-	-	1	4	0.9	45R32-16/10-DT
	48	1 7/8	16*10	-	-	1	4	0.9	48R32-16/10-DT
	51	2	16*10	-	-	1	4	1.2	51R32-16/10-DT
	57	2 1/4	16*10	-	-	1	4	1.3	57R32-16/10-DT
	64	2 1/2	18*13	-	-	1	4	1.5	64R32-16/10-DT

台车掘进钎具 DRIFTING AND TUNNELING R32

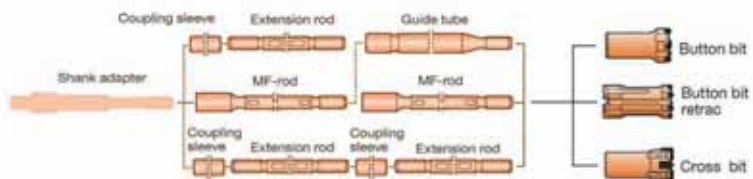
钎杆 Drill Rod	长度 Length		外径 Diameter		重量 Weight (kg)	Product code
	毫米 mm	英尺 ft	毫米 mm	英寸 in		
 Drifter rod, T38-Hex32-R32 Flushing hole 9.6mm	2400	7'10"	32	1 1/4	15.3	T38H32R32-2400
	3090	10'1 1/2"	32	1 1/4	19.8	T38H32R32-3090
	3400	11'1 3/4"	32	1 1/4	21.7	T38H32R32-3400
	4000	13'1 3/8"	32	1 1/4	25.5	T38H32R32-4000
	4310	14'1 1/2"	32	1 1/4	27.5	T38H32R32-4310
	4920	16'1 1/2"	32	1 1/4	31.3	T38H32R32-4920
5530	18'1 1/2"	32	1 1/4	35.2	T38H32R32-5530	
 Drifter rod, T38-Hex35-R32 Flushing hole 9.6mm	3090	10'1 1/2"	35	1 3/8	24.0	T38H35R32-3090
	3700	12'1 1/2"	35	1 3/8	28.7	T38H35R32-3700
	4000	13'1 3/8"	35	1 3/8	31.1	T38H35R32-4000
	4310	14'1 1/2"	35	1 3/8	33.4	T38H35R32-4300
	4920	16'1 1/2"	35	1 3/8	37.8	T38H35R32-4920
	5530	18'1 1/2"	35	1 3/8	42.9	T38H35R32-5530
 Speed rod, T38-Hex35-R32 Flushing hole 9.6mm	3700	12'1 1/2"	35	1 3/8	29.0	FT38H35R32-3700
	4310	14'1 1/2"	35	1 3/8	34.1	FT38H35R32-4310
	4920	16'1 1/2"	35	1 3/8	38.8	FT38H35R32-4920
	5530	18'1 1/2"	35	1 3/8	43.6	FT38H35R32-5530
	 Coupling sleeve Same thread	170	-	55	2 5/32	1.8
190		-	55	2 5/32	2.0	T38-55-190
 Coupling sleeve Different thread	150	-	45	1 3/4	1.1	R25/R32-45-150
	160	-	45	1 3/4	1.2	R25/R32-45-160
	160	-	45	2 3/4	1.2	R28/R32-45-160
	170	-	56	2 1/8	2.1	R32/T38-56-170
	180	-	56	2 1/8	2.2	R32/T38-56-180
210	-	56	2 1/8	2.8	R32/T38-56-210	



BENCH AND PRODUCTION DRILLING

深孔螺纹钎具

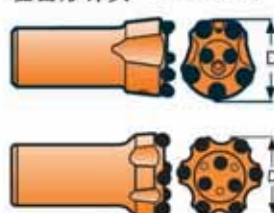
R32 T38 T45 T51



钎头 Drill Bit

长度 Length		合金数量+直径 Tip size(mm)			水孔数量 Flushing hole		重量 Weight (kg)	Product code
毫米 mm	英寸 in	芯径 Front	边径 Gauge	倾斜 Angle	正 Front	侧 Side		

柱齿形钎头 Button bit



圆齿 Spherical buttons

48	1 7/8	2*9	5*11	35°	1	2	1.0	BS48R32-29511
48	1 7/8	3*8	6*10	40°	3	-	0.9	BS48R32-38610
51	2	2*10	5*11	35°	1	2	1.0	BS51R32-210510
51	2	3*9	6*10	35°	3	-	1.0	BS51R32-39610
57	2 1/4	3*9	6*11	35°	3	-	1.3	BS57R32-39611
57	2 1/4	3*10	6*11	35°	3	-	1.3	BS57R32-310611
64	2 1/2	3*11	6*12	30°	3	-	1.6	BS64R32-311612
64	2 1/2	4*10	8*10	40°	2	-	1.6	BS64R32-410810
70	2 3/4	4*11	8*11	40°	2	-	2.6	BS70R32-411811

抛物线齿 Parabolic buttons

48	1 7/8	3*8	6*10	40°	3	-	0.9	BP48R32-38610
51	2	3*9	6*10	40°	3	1	1.0	BP51R32-39610
57	2 1/4	3*9	6*11	35°	3	-	1.3	BP57R32-39611
64	2 1/2	4*10	8*10	40°	2	-	1.6	BP64R32-410810

易返钎头 Retrac button bit



圆齿 Spherical buttons

48	1 7/8	3*8	6*10	40°	3	-	1.2	R/BS48R32-38610
51	2	3*9	6*10	35°	3	-	1.4	R/BS51R32-39610
64	2 1/4	4*10	8*11	40°	3	-	2.2	R/BS64R32-410611
76	2 1/2	5*11	8*11	35°	4	1	3.5	R/BS76R32-511811

抛物线齿 Parabolic buttons

48	1 7/8	3*9	6*10	30°	3	-	1.2	R/BP48R32-38610
51	2	3*9	6*10	30°	3	-	1.4	R/BP51R32-39610
64	2 1/4	4*10	8*11	35°	3	-	2.2	R/BP64R32-410611
76	2 1/2	5*11	8*11	35°	4	1	3.5	R/BP76R32-511811

十字形钎头 Cross bit

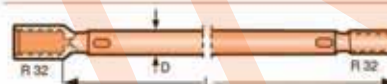


45	1 3/4	16*10	-	-	1	4	0.9	45R32-16/10-BD
48	1 7/8	16*10	-	-	1	4	0.9	48R32-16/10-BD
51	2	16*10	-	-	1	4	1.2	51R32-16/10-BD
57	2 1/4	16*10	-	-	1	4	1.3	57R32-16/10-BD
64	2 1/4	18*13	-	-	1	4	1.5	64R32-18/13-BD

钎杆 Drill Rod

长度 Length	外径 Diameter		重量 Weight (kg)	Product code
	毫米 mm	英寸 in		
915	3'	32 1 1/4	5.4	R32R32R32-0915
1000	3'3 3/8"	32 1 1/4	5.9	R32R32R32-1000
1220	4'	32 1 1/4	7.2	R32R32R32-1220
1830	6'	32 1 1/4	10.8	R32R32R32-1830
2435	8'	32 1 1/4	14.3	R32R32R32-2435
3050	10'	32 1 1/4	17.9	R32R32R32-3050
3660	12'	32 1 1/4	21.5	R32R32R32-3660

Extension rod R32-Round32-R32
Flushing hole 11.7mm
Wrench flat 25.4 mm



915	3'	32 1 1/4	6.2	FR32R32R32-0915
1220	4'	32 1 1/4	8.0	FR32R32R32-1220
1525	5'	32 1 1/4	9.8	FR32R32R32-1525
1830	6'	32 1 1/4	11.6	FR32R32R32-1830
2435	8'	32 1 1/4	15.1	FR32R32R32-2435
3050	10'	32 1 1/4	18.7	FR32R32R32-3050
3660	12'	32 1 1/4	22.3	FR32R32R32-3660

MF rod R32-Round32-R32
Flushing hole 9.2 mm
Wrench flat 25.4 mm



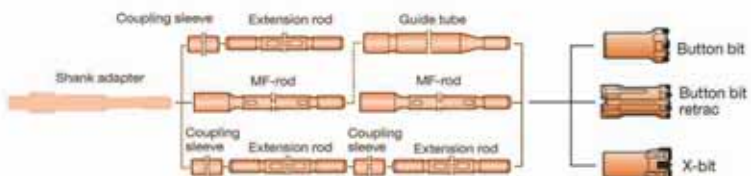
1220	4'	46 1 3/4	10.0	FR32/46-R32-1220
1525	5'	46 1 3/4	12.5	FR32/46-R32-1525
1830	6'	46 1 3/4	14.2	FR32/46-R32-1830
3050	10'	46 1 3/4	25.0	FR32/46-R32-3050

Guide tube
Female end OD 46 mm
For bits from dia. 51-64mm



150	-	44 1 3/4	1.0	R32/R32-44-150
160	-	44 1 3/4	1.1	R32/R32-44-160

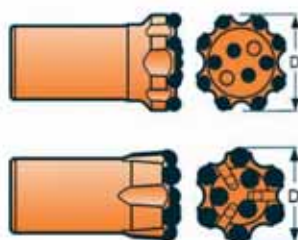
Coupling sleeve
Same thread



钎头 Drill Bit

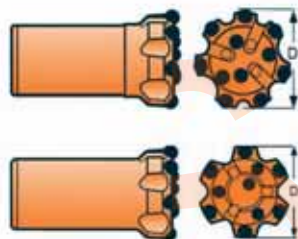
长度 Length		合金数量+直径 Tip size(mm)			水孔数量 Flushing hole		重量 Weight (kg)	Product code
毫米 mm	英寸 in	芯径 Front	边径 Gauge	倾角 Angle	正 Front	侧 Side		

柱齿形钎头 Button bit



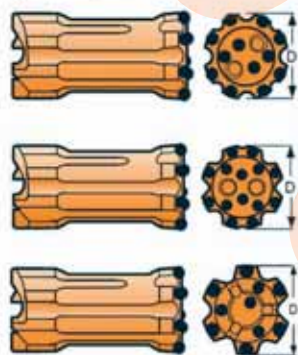
长度 Length		合金数量+直径 Tip size(mm)			水孔数量 Flushing hole		重量 Weight (kg)	Product code
毫米 mm	英寸 in	芯径 Front	边径 Gauge	倾角 Angle	正 Front	侧 Side		
圆齿 Spherical buttons								
64	2 1/2	3*11	6*12	35°	3	-	1.8	BS64T38-311612
64	2 1/2	4*10	8*10	40°	2	-	1.6	BS64T38-410810
64	2 1/2	4*10	6*11	35°	3	-	1.7	BS64T38-410611
70	2 3/4	4*11	8*11	40°	2	-	1.9	BS70T38-411811
70	2 3/4	5*10	8*11	35°	4	-	1.8	BS70T38-510811
70	2 3/4	4*10	6*12	40°	3	-	1.8	BS70T38-410612
76	3	4*11	8*11	35°	2	-	2.4	BS76T38-411811
76	3	5*11	8*13	40°	2	1	2.4	BS76T38-511813
76	3	4*11	6*12	35°	3	1	2.6	BS76T38-411612
89	3 1/2	4*13	8*13	40°	2	-	3.3	BS89T38-413813
89	3 1/2	5*13	8*13	35°	2	-	3.3	BS89T38-513813
89	3 1/2	6*11	8*12	40°	2	-	3.3	BS89T38-613812

抛物线齿 Parabolic buttons



64	2 1/2	3*11	6*12	35°	3	-	1.8	BP64T38-311612
64	2 1/2	4*10	8*10	40°	2	-	1.6	BP64T38-410810
64	2 1/2	4*10	6*11	35°	3	-	1.7	BP64T38-410611
70	2 3/4	4*11	8*11	40°	2	-	1.9	BP70T38-411811
70	2 3/4	4*10	6*12	35°	3	-	1.8	BP70T38-410612
76	3	4*11	8*11	40°	2	-	2.4	BP76T38-411612
76	3	5*11	8*13	35°	2	1	2.4	BP76T38-511813
76	3	4*11	6*12	40°	3	1	2.4	BP76T38-411612
89	3 1/2	5*13	8*13	35°	2	-	3.3	BP89T38-513813
89	3 1/2	6*11	8*13	40°	2	-	3.3	BP89T38-611813
89	3 1/2	5*11	8*12	35°	3	-	3.3	BP89T38-511812

易返钎头 Retrac button bit



长度 Length		合金数量+直径 Tip size(mm)			水孔数量 Flushing hole		重量 Weight (kg)	Product code
毫米 mm	英寸 in	芯径 Front	边径 Gauge	倾角 Angle	正 Front	侧 Side		
圆齿 Spherical buttons								
64	2 1/2	4*10	8*10	30°	2	-	2.2	R/BS64T38-410810
64	2 1/2	4*10	6*11	35°	3	-	2.2	R/BS64T38-410611
70	2 3/4	4*11	8*11	40°	2	-	2.4	R/BS70T38-411811
70	2 3/4	4*10	6*13	35°	3	-	2.4	R/BS70T38-410613
70	2 3/4	5*10	8*11	40°	4	-	2.4	R/BS70T38-510811
76	3	4*11	8*11	35°	2	-	3.3	R/BS76T38-411811
76	3	5*11	8*11	40°	4	-	3.3	R/BS76T38-511811
76	3	5*11	8*12	35°	4	-	3.3	R/BS76T38-511812
89	3 1/2	4*13	8*13	40°	2	-	4.8	R/BS89T38-413813
89	3 1/2	5*13	8*13	35°	2	-	4.8	R/BS89T38-513813
89	3 1/2	6*11	8*12	40°	2	-	4.8	R/BS89T38-611812
89	3 1/2	5*11	8*13	35°	4	-	4.8	R/BS89T38-511813

钎头 Drill Bit

长度 Length		合金数量+直径 Tip size(mm)			水孔数量 Flushing hole		重量 Weight (kg)	Product code
毫米 mm	英寸 in	芯径 Front	边径 Gauge	倾角 Angle	正 Front	侧 Side		

易返钎头 Retrac button bit

抛物线齿 Parabolic buttons



64	2 1/2	4*10	8*10	30°	2	-	2.2	R/BP64T38-410810
64	2 1/2	4*10	6*11	35°	3	-	2.2	R/BP64T38-410611
70	2 3/4	4*11	8*11	40°	2	-	2.4	R/BP70T38-411811
70	2 3/4	4*10	6*13	35°	3	-	2.4	R/BP70T38-410613
70	2 3/4	5*10	8*11	40°	4	-	2.4	R/BP70T38-510811
76	3	4*11	8*11	35°	2	-	3.3	R/BP76T38-411811
76	3	5*11	8*11	40°	4	-	3.3	R/BP76T38-511811
76	3	5*11	8*12	35°	4	-	3.3	R/BP76T38-511812
89	3 1/2	4*13	8*13	40°	2	-	4.8	R/BP89T38-413813
89	3 1/2	5*13	8*13	35°	2	-	4.8	R/BP89T38-513813
89	3 1/2	6*11	8*12	40°	2	-	4.8	R/BP89T38-611812
89	3 1/2	5*11	8*13	35°	4	-	4.8	R/BP89T38-511813

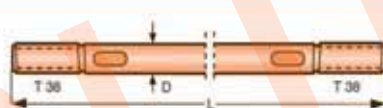
X形钎头 X-type bit



64	2 1/2	25*13	-	-	1	2	1.9	X-64T38-2513
76	3	25*13	-	-	1	2	2.5	X-76T38-2513
89	3 1/2	25*13	-	-	1	2	2.8	X-89T38-2513

钎杆 Drill Rod

长度 Length		外径 Diameter		重量 Weight (kg)	Product code
毫米 mm	英尺 ft	毫米 mm	英寸 in		

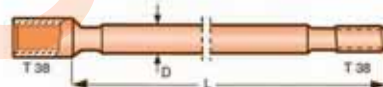


Extension rod T38-Round39-T38

Flushing hole 14.5mm

Wrench flat 32mm.

1220	4'	39	1 1/2	10.2	T38R39T38-1220
1525	5'	39	1 1/2	12.8	T38R39T38-1525
1830	6'	39	1 1/2	15.3	T38R39T38-1830
2435	8'	39	1 1/2	20.4	T38R39T38-2435
3050	10'	39	1 1/2	25.5	T38R39T38-3050
3660	12'	39	1 1/2	30.9	T38R39T38-3660
3965	13'	39	1 1/2	33.2	T38R39T38-3965
4270	14'	39	1 1/2	35.7	T38R39T38-4270
4880	16'	39	1 1/2	41.0	T38R39T38-4880
6095	20'	39	1 1/2	50.9	T38R39T38-6095



MF-rod T38-Round39-T38

Flushing hole 14.5mm

Female end OD 56mm

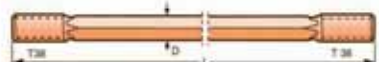
915	3'	39	1 1/2	10.7	FT38R39T38-0915
1220	4'	39	1 1/2	13.3	FT38R39T38-1220
1525	5'	39	1 1/2	15.8	FT38R39T38-1525
1830	6'	39	1 1/2	18.3	FT38R39T38-1830
2435	8'	39	1 1/2	23.4	FT38R39T38-2435
3050	10'	39	1 1/2	28.5	FT38R39T38-3050
3660	12'	39	1 1/2	33.6	FT38R39T38-3660
4270	14'	39	1 1/2	38.7	FT38R39T38-4270
4880	16'	39	1 1/2	43.7	FT38R39T38-4880
6095	20'	39	1 1/2	53.9	FT38R39T38-6095

深孔螺纹钎具

BENCH DRILLING


T38

钎杆 Drill Rod



Light extension rod, T38-Hex32-T38
Flushing hole 9.6mm

长度 Length	长度 Length		外径 Diameter		重量 Weight (kg)	Product code
	毫米 mm	英尺 ft	毫米 mm	英寸 in		
1200	4'	32	1 1/4	8.6	T38H32T38-1220	
1830	6'	32	1 1/4	12.6	T38H32T38-1830	
2435	8'	32	1 1/4	16.6	T38H32T38-2435	
3050	10'	32	1 1/4	20.8	T38H32T38-3050	
3660	12'	32	1 1/4	24.9	T38H32T38-3660	



Guide speedrod, T38-Round46-T38
Female end OD 57mm
Flushing hole 17mm

1830	6'	46	1 3/4	23.5	FT38/46-T38-1830
3050	10'	46	1 3/4	37.2	FT38/46-T38-3050
3660	12'	46	1 3/4	44.0	FT38/46-T38-3660
4270	14'	46	1 3/4	50.9	FT38/46-T38-4270
4880	16'	46	1 3/4	57.7	FT38/46-T38-4880



Guide tube, D64 for 76mm bit
D56 for 76-89mm bit
Female end OD 56mm

1220	4'	56	2 1/8	12.6	FT38/56-T38-1220
1525	5'	56	2 1/8	14.0	FT38/56-T38-1525
1830	6'	56	2 1/8	17.4	FT38/56-T38-1830
3050	10'	56	2 1/8	28.3	FT38/56-T38-3050
3660	12'	56	2 1/8	32.8	FT38/56-T38-3660
3660	12'	64	2 1/2	51.0	FT38/64-T38-3660



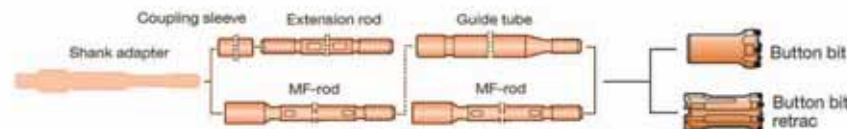
Coupling sleeve
Same thread

190	-	55	2 5/32	2.1	T38/T38-55-190
-----	---	----	--------	-----	----------------

深孔螺纹钎具

BENCH DRILLING

T45



钎头 Drill Bit

长度 Length	长度 Length		外径 Tip size (mm)			水孔数量 Flushing hole		重量 Weight (kg)	Product code
	毫米 mm	英寸 in	芯径 Front	边径 Side	锥角 Angle	正 Front	侧 Side		

柱齿形钎头 Button bit



圆齿 Spherical button

70	2 3/4	4*11	8*11	40°	2	-	2.3	SB70T45-411/811
70	2 3/4	3*11 1*9	8*11	35°	3	-	2.2	SB70T45-311/611
70	2 3/4	4*10 1*10	8*11	35°	4	-	2.2	SB70T45-410/811
76	3	4*11	8*11	40°	2	-	2.6	SB76T45-411/811
76	3	5*11	8*12	35°	2	1	2.6	SB76T45-511/812
76	3	3*11 1*11	8*13	35°	3	-	2.4	SB76T45-311/613
89	3 1/2	4*13	8*13	40°	2	-	4.6	SB89T45-413/813
89	3 1/2	6*11	8*12	35°	2	-	4.6	SB89T45-611/812
89	3 1/2	3*11 2*11	8*13	35°	3	1	4.2	SB89T45-311/613
102	4	5*14	8*14	40°	2	-	5.0	SB102T45-514/814
102	4	6*13	8*16	40°	2	1	5.0	SB102T45-613/816
102	4	3*13 2*13	8*14	35°	3	1	4.6	SB102T45-313/614



易返式钎头 Button bit



抛物线齿 Parabolic button

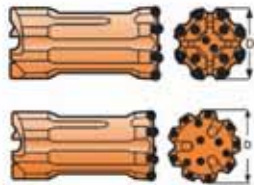
70	2 3/4	4*11	8*11	40°	2	-	2.3	PB70T45-411/811
70	2 3/4	3*11 1*9	8*11	35°	3	-	2.2	PB70T45-311/611
70	2 3/4	4*10 1*10	8*11	35°	4	-	2.2	PB70T45-410/811
76	3	4*11	8*11	40°	2	-	2.6	PB76T45-411/811
76	3	5*11	8*12	35°	2	1	2.6	PB76T45-511/812
76	3	3*11 1*11	8*13	35°	3	-	2.4	PB76T45-311/613
89	3 1/2	4*13	8*13	40°	2	-	4.6	PB89T45-413/813
89	3 1/2	6*11	8*12	35°	2	-	4.6	PB89T45-611/812
89	3 1/2	3*11 2*11	8*13	35°	3	1	4.2	PB89T45-311/613
102	4	5*14	8*14	35°	2	-	5.0	PB102T45-514/814
102	4	6*13	8*16	40°	2	1	5.0	PB102T45-613/816
102	4	3*13 2*13	8*14	35°	3	1	4.6	PB102T45-313/614

圆齿 Spherical button

70	2 3/4	4*11	8*11	40°	2	-	2.5	RSB70T45-411/811
70	2 3/4	3*11 1*9	8*11	35°	3	-	2.5	RSB70T45-311/611
70	2 3/4	4*10 1*10	8*11	35°	4	-	2.5	RSB70T45-410/811
76	3	4*11	8*11	40°	2	-	3.2	RSB76T45-411/811
76	3	5*11	8*12	35°	2	1	3.2	RSB76T45-511/812
76	3	3*11 1*11	8*13	35°	3	-	3.2	RSB76T45-311/613
89	3 1/2	4*13	8*13	40°	2	-	5.4	RSB89T45-413/813
89	3 1/2	6*11	8*12	35°	2	-	5.4	RSB89T45-611/812
89	3 1/2	3*11 2*11	8*13	35°	3	-	5.4	RSB89T45-311/613
102	4	5*14	8*14	35°	2	1	6.8	RSB102T45-514/814
102	4	6*13	8*16	40°	2	-	6.8	RSB102T45-613/816
102	4	3*13 2*13	8*14	35°	3	1	6.8	RSB102T45-313/614

钎头 Drill Bit

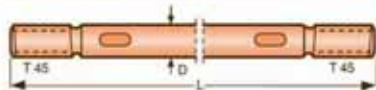
易返式钎头 Retrac button bit



长度 Length	合金数量*直径 Tip size(mm)			水孔数量 Flushing hole		重量 Weight (kg)	Product code	
	毫米 mm	英寸 in	芯径 Front	边径 Gauge	正 Front			侧 Side
70	2 3/4	4*11	8*11	40°	2	-	2.5 RPB70T45-411/811	
70	2 3/4	3*11	8*11	35°	3	-	2.5 RPB70T45-311/611	
70	2 3/4	4*10	1*10	8*11	35°	4	-	2.5 RPB70T45-410/811
76	3	4*11	8*11	40°	2	-	3.2 RPB76T45-411/811	
76	3	5*11	8*12	35°	2	1	3.2 RPB76T45-511/812	
76	3	3*11	1*11	8*13	35°	3	-	3.2 RPB76T45-311/613
89	3 1/2	4*13	8*13	35°	2	-	5.4 RPB89T45-413/813	
89	3 1/2	6*11	8*12	35°	2	-	5.4 RPB89T45-611/812	
89	3 1/2	3*11	2*11	6*13	40°	3	1	5.4 RPB89T45-311/613

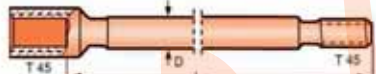
抛物线齿 Parabolic buttons

钎杆 Drill Rod



Extension rod, T45-Round46-T45

Flushing hole 17mm
Wrench flat 38mm



MF-rod, T45-Round46-T45

Flushing hole 17mm
Female end OD 65mm



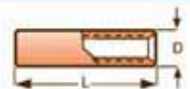
Guide speedrod, T45-Round52-T45

Female end OD 65mm
Flushing hole 21.5mm



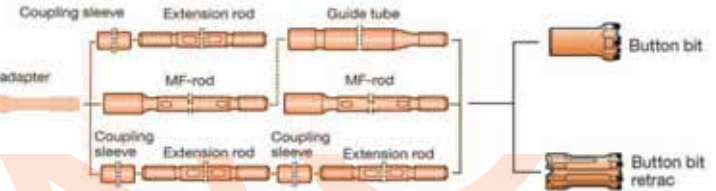
Guide tube, D64 for 76mm bit

D56 for 76-89mm bit
Female end OD 56mm



Coupling sleeve
Same thread

长度 Length	外径 Diameter		重量 Weight (kg)	Product code
	毫米 mm	英寸 in		
1830	8'	46	1 3/4	21.6 T45R46T45-1830
2435	8'	46	1 3/4	28.3 T45R46T45-2435
3050	10'	46	1 3/4	35.2 T45R46T45-3050
3660	12'	46	1 3/4	42.1 T45R46T45-3660
4270	14'	46	1 3/4	48.9 T45R46T45-4270
5530	18'	46	1 3/4	63.0 T45R46T45-5530
6095	20'	46	1 3/4	69.3 T45R46T45-6095
1525	5'	46	1 3/4	21.2 FT45R46T45-1525
1830	6'	46	1 3/4	24.6 FT45R46T45-1830
3050	10'	46	1 3/4	38.2 FT45R46T45-3050
3660	12'	46	1 3/4	45.0 FT45R46T45-3660
4270	14'	46	1 3/4	51.9 FT45R46T45-4270
5530	18'	46	1 3/4	66.0 FT45R46T45-5530
6095	20'	46	1 3/4	72.3 FT45R46T45-6095
3050	10'	52	2	46.6 FT45/52-T45-3050
3660	12'	52	2	55.8 FT45/52-T45-3660
4270	14'	52	2	63.8 FT45/52-T45-4270
5530	18'	52	2	81.5 FT45/52-T45-5530
6095	20'	52	2	89.4 FT45/52-T45-6095
1220	4'	64	2 1/8	12.6 FT45/64-T45-1220
1525	5'	64	2 1/8	14.0 FT45/64-T45-1525
1830	6'	64	2 1/8	17.4 FT45/64-T45-1830
3050	10'	64	2 1/8	28.3 FT45/64-T45-3050
3660	12'	64	2 1/8	32.8 FT45/64-T45-3660
1830	6'	76	3	40.0 FT45/76-T45-1830
3660	12'	76	3	72.8 FT45/76-T45-3660
210	-	63	2 33/64	3.0 T45/T45-63-210
210	-	65	2 37/64	3.3 T45/T45-65-210



钎头 Drill Bit

柱齿形钎头 Button bit



易返式钎头 Retrac button bit



长度 Length	合金数量*直径 Tip size(mm)			水孔数量 Flushing hole		重量 Weight (kg)	Product code	
	毫米 mm	英寸 in	芯径 Front	边径 Gauge	正 Front			侧 Side
89	3 1/2	4*13	8*13	40°	2	-	4.9 SB89T51-413/813	
89	3 1/2	5*13	8*13	35°	2	1	4.9 SB89T51-513/813	
89	3 1/2	3*11	2*11	6*13	35°	4	-	4.9 SB89T51-311/613
102	4	4*14	8*14	40°	2	-	5.8 SB102T51-414/814	
102	4	6*13	8*16	35°	2	1	5.8 SB102T51-613/816	
102	4	3*12	2*12	6*14	35°	3	1	5.8 SB102T51-312/614
115	4 1/2	6*14	8*14	35°	2	-	6.8 SB115T51-614/814	
115	4 1/2	6*14	8*16	35°	2	-	6.8 SB115T51-614/816	
115	4 1/2	4*13	2*13	8*14	35°	4	-	6.8 SB115T51-413/814
127	5	8*14	8*16	35°	2	1	7.5 SB115T51-814/816	
127	5	4*16	2*13	8*16	35°	4	-	7.5 SB115T51-416/816
127	5	4*14	3*14	8*14	35°	4	-	7.5 SB115T51-414/814
89	3 1/2	4*13	8*13	40°	2	-	4.9 PB89T51-413/813	
89	3 1/2	5*13	8*13	35°	2	1	4.9 PB89T51-513/813	
89	3 1/2	3*11	2*11	6*13	35°	4	-	4.9 PB89T51-311/613
102	4	4*14	8*14	40°	2	-	5.8 PB102T51-414/814	
102	4	6*13	8*16	35°	2	1	5.8 PB102T51-613/816	
102	4	3*12	2*12	6*14	35°	3	1	5.8 PB102T51-312/614
115	4 1/2	6*14	8*14	35°	2	-	6.8 PB115T51-614/814	
115	4 1/2	6*14	8*16	35°	2	-	6.8 PB115T51-614/816	
115	4 1/2	4*13	2*13	8*14	35°	4	-	6.8 PB115T51-413/814
89	3 1/2	4*13	8*13	40°	2	-	4.9 RSB89T51-413/813	
89	3 1/2	5*13	8*13	35°	2	1	4.9 RSB89T51-513/813	
89	3 1/2	3*11	2*11	6*13	35°	4	-	4.9 RSB89T51-311/613
102	4	4*14	8*14	40°	2	-	5.8 RSB102T51-414/814	
102	4	6*13	8*16	35°	2	1	5.8 RSB102T51-613/816	
102	4	3*12	2*12	6*14	35°	3	1	5.8 RSB102T51-312/614
115	4 1/2	6*14	8*14	35°	2	-	6.8 RSB115T51-614/814	
115	4 1/2	6*14	8*16	35°	2	-	6.8 RSB115T51-614/816	
115	4 1/2	4*13	2*13	8*14	35°	4	-	6.8 RSB115T51-413/814
127	5	8*14	8*16	35°	2	1	7.5 RSB115T51-814/816	
127	5	4*16	2*13	8*16	35°	4	-	7.5 RSB115T51-416/816
127	5	4*14	3*14	8*14	35°	4	-	7.5 RSB115T51-414/814

圆齿 Spherical buttons

抛物线齿 Parabolic buttons

圆齿 Spherical buttons

深孔螺纹钎具

BENCH DRILLING

T51

钎头 Drill Bit

长度 Length		合金数量*直径 Tip size(mm)			水孔数量 Flushing hole		重量 Weight (kg)	Product code
毫米 mm	英寸 in	芯径 Front	边径 Gauge	倾角 Angle	正 Front	侧 Side		

易返式钎头 Retrac button bit

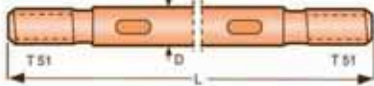


抛物线齿 Parabolic buttons								
89	3 1/2	4*13	8*13	40°	2	-	4.9	RPB89T51-413/813
89	3 1/2	5*13	8*13	35°	2	1	4.9	RPB89T51-513/813
89	3 1/2	3*11 2*11	6*13	35°	4	-	4.9	RPB89T51-311/613
102	4	4*14	8*14	40°	2	-	5.8	RPB102T51-414/814
102	4	6*13	8*16	35°	2	1	5.8	RPB102T51-613/816
102	4	3*12 2*12	6*14	35°	3	1	5.8	RPB102T51-312/614
115	4 1/2	6*14	8*14	35°	2	-	6.8	RPB115T51-614/814
115	4 1/2	8*14	8*16	35°	2	-	6.8	RPB115T51-814/816
115	4 1/2	4*13 2*13	8*14	35°	4	-	6.8	RPB115T51-413/814



钎杆 Drill Rod

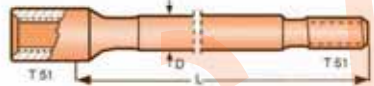
长度 Length		外径 Diameter		重量 Weight (kg)	Product code
毫米 mm	英尺 ft	毫米 mm	英寸 in		



3050	10'	52	2	45.3	T51R52T51-3050
3660	12'	52	2	54.1	T51R52T51-3660
4270	14'	52	2	63.0	T51R52T51-4270
4880	16'	52	2	71.8	T51R52T51-4880
5530	18'	52	2	81.2	T51R52T51-5530
6095	20'	52	2	89.4	T51R52T51-6095

Extension rod T51-Round52-T51

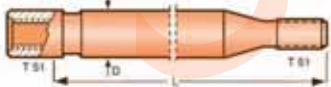
Flushing hole 21.5mm
Wrench flat 45mm



3050	10'	52	2	48.3	FT51R52T51-3050
3660	12'	52	2	57.1	FT51R52T51-3660
4270	14'	52	2	66.0	FT51R52T51-4270
4880	16'	52	2	74.8	FT51R52T51-4880
5530	18'	52	2	84.2	FT51R52T51-5530
6095	20'	52	2	92.4	FT51R52T51-6095

MF-rod T51-Round52-T51

Flushing hole 21.5mm
Female end OD 72mm



1830	6'	76	3	42.0	FT51/76-T51-1830
3660	12'	76	3	81.0	FT51/76-T51-3660
3660	12'	87	3 1/2	86.0	FT51/87-T51-3660

Guide tube, female end OD 76/87mm

D76 for bits 89-102mm
D87 for bits 102-127mm



Coupling sleeve	225	-	71	2 51/64	4.6	T51/T51-71-225
Same thread	225	-	78	3	4.8	T51/T51-78-225
	235	-	72	2 7/8	4.7	T51/T51-72-235
	235	-	77	3 1/32	4.9	T51/T51-77-235



DTH DRILLING

潜孔钻具

Down The Hole Hammer

潜孔冲击器

Down The Hole Bit

潜孔钻头

DTH HAMMER

SR90

SR90低风压潜孔冲击器
SR90 Low Air Pressure DTH Hammer

零部件名称
Item Description

重量
Weight
(kg)

Product Code



1. 接头	Top Sub	2.80	SR9001
2. 顶头	Valve Seal	0.01	SR9002
3. 逆止阀	Check Valve	0.02	SR9003
4. 弹簧	Spring	0.01	SR9004
5. 承压垫	Compression Buffer	0.01	SR9005
6. O形圈	*O* Ring	0.01	SR9006
7. 阀盖	Valve Cover	0.60	SR9007
8. 导向管	Guide Tube	0.01	SR9008
9. 阀片	Valve	0.01	SR9009
10. 阀座	Air Distributor	0.60	SR9010
11. 内缸	Internal Cylinder	2.00	SR9011
12. 活塞	Piston	4.00	SR9012
13. 外缸	External Cylinder	5.80	SR9013
14. 衬套	Guide Sleeve	1.20	SR9014
15. 挡柱	Stop Ring	0.01	SR9015
16. 卡钎套	Drive Chuck	1.60	SR9016
17. 钻头	Drill Bit	3.50	SR9017

总长(不含钻头) Length(less bit)	重量(不含钻头) Weight(less bit)	冲击器外径 External diameter	可配钻头钎柄 Bit shank	钻孔范围 Hole range	后接头螺纹 Connection thread
800mm	19kg	Φ80mm	CIR90	Φ85-Φ110	T48*10*2
工作气压 Working Pressure	在1.5Mpa时的 冲击频率 Impact rate at 1.5Mpa	推荐转速 Recommended rotation speed	耗气量 Air consumption		
			0.5Mpa	0.7Mpa	
0.5-0.7Mpa	14Hz	25-40r/min	6.5m³/min	8m³/min	

DTH HAMMER

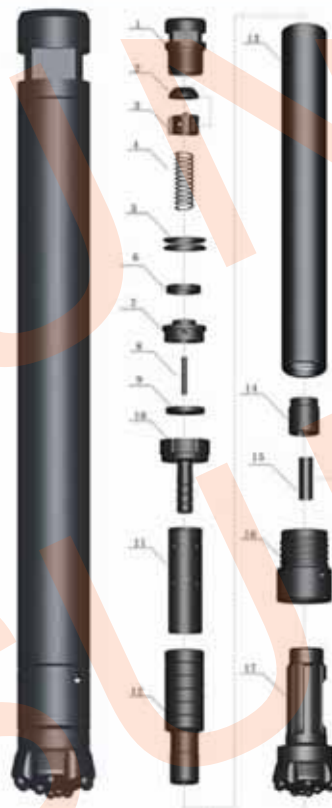
SR110

SR110低风压潜孔冲击器
SR110 Low Air Pressure DTH Hammer

零部件名称
Item Description

重量
Weight
(kg)

Product Code



1. 接头	Top Sub	5.00	SR11001
2. 顶头	Valve Seal	0.01	SR11002
3. 逆止阀	Check Valve	0.02	SR11003
4. 弹簧	Spring	0.01	SR11004
5. 承压垫	Compression Buffer	0.01	SR11005
6. O形圈	*O* Ring	0.01	SR11006
7. 阀盖	Valve Cover	0.80	SR11007
8. 导向管	Guide Tube	0.01	SR11008
9. 阀片	Valve	0.01	SR11009
10. 阀座	Air Distributor	1.00	SR11010
11. 内缸	Internal Cylinder	2.80	SR11011
12. 活塞	Piston	7.00	SR11012
13. 外缸	External Cylinder	8.80	SR11013
14. 衬套	Guide Sleeve	1.40	SR11014
15. 挡柱	Stop Ring	0.01	SR11015
16. 卡钎套	Drive Chuck	3.80	SR11016
17. 钻头	Drill Bit	6.40	SR11017

总长(不含钻头) Length(less bit)	重量(不含钻头) Weight(less bit)	冲击器外径 External diameter	可配钻头钎柄 Bit shank	钻孔范围 Hole range	后接头螺纹 Connection thread
839mm	32kg	Φ98mm	CIR110	Φ110-Φ135	API 2 3/8" Reg
工作气压 Working Pressure	在1.5Mpa时的 冲击频率 Impact rate at 1.5Mpa	推荐转速 Recommended rotation speed	耗气量 Air consumption		
			0.5Mpa	0.7Mpa	
0.5-0.7Mpa	14Hz	25-40r/min	9.5m³/min	11m³/min	

DTH HAMMER

SBR1

SBR1 DTH HAMMER Middle-Low Air Pressure




零部件名称 Item Description		重量 Weight (kg)	Product Code
1. 接头	Top Sub	1.70	SBR101
2. 逆止阀	Check Valve	0.10	SBR102
3. 弹簧	Spring	0.05	SBR103
4. 配气座	Air Distributor	0.60	SBR104
5. 内缸	Internal Cylinder	0.80	SBR105
6. 活塞	Piston	1.20	SBR106
7. 外缸	External Cylinder	4.00	SBR107
8. 衬套	Guide Sleeve	0.15	SBR108
9. O型圈	*O* Ring	0.05	SBR109
10. 卡环	Stop Ring	0.10	SBR110
11. 卡钎套	Drive Chuck	0.80	SBR111
12. 钻头	Drill Bit	1.70	SBR112

总长(不含钻头) Length(less bit)	重量(不含钻头) Weight(less bit)	冲击器外径 External diameter	可配钻头钎柄 Bit shank	钻孔范围 Hole range	后接头螺纹 Connection thread
760mm	10kg	Φ54mm	BR1	Φ64-Φ76	RD40 BOX
工作气压 Working Pressure	在1.4Mpa时的 冲击频率 Impact rate at 1.4Mpa	推荐转速 Recommended rotation speed	耗气量 Air consumption		
			0.7Mpa	1.0Mpa	1.4Mpa
0.7-1.75Mpa	14Hz	25-40r/min	1.5m³/min	2.5m³/min	3m³/min

DTH HAMMER

SBR2

SBR2 DTH HAMMER Middle-Low Air Pressure



零部件名称 Item Description		重量 Weight (kg)	Product Code
1. 接头	Top Sub	2.60	SBR201
2. 逆止阀	Check Valve	0.10	SBR202
3. 弹簧	Spring	0.05	SBR203
4. 配气座	Air Distributor	0.60	SBR204
5. 内缸	Internal Cylinder	0.80	SBR205
6. 活塞	Piston	3.80	SBR206
7. 外缸	External Cylinder	4.50	SBR207
8. 衬套	Guide Sleeve	0.60	SBR208
9. O型圈	*O* Ring	0.05	SBR209
10. 卡环	Stop Ring	0.10	SBR210
11. 卡钎套	Drive Chuck	1.20	SBR211
12. 钻头	Drill Bit	2.50	SBR212

总长(不含钻头) Length(less bit)	重量(不含钻头) Weight(less bit)	冲击器外径 External diameter	可配钻头钎柄 Bit shank	钻孔范围 Hole range	后接头螺纹 Connection thread
880mm	14.5kg	Φ62mm	BR2	Φ70-Φ90	RD50 BOX
工作气压 Working Pressure	在1.4Mpa时的 冲击频率 Impact rate at 1.4Mpa	推荐转速 Recommended rotation speed	耗气量 Air consumption		
			0.7Mpa	1.0Mpa	1.4Mpa
0.5-0.7Mpa	14Hz	25-40r/min	2.5m³/min	4m³/min	5m³/min

DTH HAMMER

SBR3

SBR1 DTH HAMMER Middle-Low Air Pressure



零部件名称 Item Description		重量 Weight (kg)	Product Code
1. 接头	Top Sub	5.20	SBR301
2. O型圈	*O* Ring of Top Sub	0.01	SBR302
3. 逆止阀	Check Valve	0.20	SBR303
4. 弹簧	Spring	0.02	SBR304
5. 配气座	Air Distributor	0.80	SBR305
6. 内缸	Internal Cylinder	1.30	SBR306
7. 活塞	Piston	5.50	SBR307
8. 外缸	External Cylinder	9.50	SBR308
9. 衬套	Guide Sleeve	1.00	SBR309
10. O型圈	*O* Ring	0.05	SBR310
11. 卡环	Stop Ring	0.15	SBR311
12. 卡钎套	Drive Chuck	2.00	SBR312
13. 钻头	Drill Bit	4.00	SBR313

总长(不含钻头) Length(less bit)	重量(不含钻头) Weight(less bit)	冲击器外径 External diameter	可配钻头钎柄 Bit shank	钻孔范围 Hole range	后接头螺纹 Connection thread
889mm	26kg	Φ82mm	BR3	Φ90-Φ110	API 2 3/8" Reg
工作气压 Working Pressure	在1.4Mpa时的 冲击频率 Impact rate at 1.4Mpa	推荐转速 Recommended rotation speed	耗气量 Air consumption		
			0.7Mpa	1.0Mpa	1.4Mpa
0.7-1.75Mpa	25Hz	25-40r/min	4.0m³/min	6.0m³/min	8.0m³/min

DTH HAMMER

SD35

SD35 DTH HAMMER High Air Pressure



零部件名称 Item Description		重量 Weight (kg)	Product Code
1. 接头	Top Sub	4.20	SD3501
2. O型圈	*O* Ring of Top Sub	0.01	SD3502
3. 逆止阀	Check Valve	0.20	SD3503
4. 弹簧	Spring	0.02	SD3504
5. 配气座	Air Distributor	0.80	SD3505
6. 内缸	Internal Cylinder	1.30	SD3506
7. 活塞	Piston	5.50	SD3507
8. 外缸	External Cylinder	9.50	SD3508
9. 衬套	Guide Sleeve	1.00	SD3509
10. O型圈	*O* Ring	0.05	SD3510
11. 卡环	Stop Ring	0.15	SD3511
12. 卡钎套	Drive Chuck	1.90	SD3512
13. 钻头	Drill Bit	5.00	SD3513

总长(不含钻头) Length(less bit)	重量(不含钻头) Weight(less bit)	冲击器外径 External diameter	可配钻头钎柄 Bit shank	钻孔范围 Hole range	后接头螺纹 Connection thread
888mm	25kg	Φ82mm	IR3.5	Φ90-Φ115	API 2 3/8" Reg
工作气压 Working Pressure	在1.5Mpa时的 冲击频率 Impact rate at 1.5Mpa	推荐转速 Recommended rotation speed	耗气量 Air consumption		
			1.0Mpa	1.5Mpa	
1.0-1.5Mpa	25Hz	25-40r/min	3.8m³/min	7.5m³/min	

DTH HAMMER

SD45

SD45 DTH HAMMER High Air Pressure



零部件名称 Item Description		重量 Weight (kg)	Product Code
1. 接头	Top Sub	6.50	SD4501
2. O型圈	*O* Ring of Top Sub	0.01	SD4502
3. 逆止阀	Check Valve	0.35	SD4503
4. 弹簧	Spring	0.05	SD4504
5. 配气座	Air Distributor	1.50	SD4505
6. 内缸	Internal Cylinder	2.10	SD4506
7. 活塞	Piston	8.50	SD4507
8. 外缸	External Cylinder	15.20	SD4508
9. 衬套	Guide Sleeve	1.30	SD4509
10. O型圈	*O* Ring	0.01	SD4510
11. 卡环	Stop Ring	0.30	SD4511
12. 卡钎套	Drive Chuck	3.40	SD4512
13. 钻头	Drill Bit	9.00	SD4513

总长(不含钻头) Length(less bit)	重量(不含钻头) Weight(less bit)	冲击器外径 External diameter	可配钻头钎柄 Bit shank	钻孔范围 Hole range	后接头螺纹 Connection thread
1011mm	43.20kg	Φ99mm	COP44 DHD340	Φ110-Φ135	API 2 3/8" Reg
工作气压 Working Pressure	在1.7Mpa时的 冲击频率 Impact rate at 1.7Mpa	推荐转速 Recommended rotation speed	耗气量 Air consumption		
			1.0Mpa	1.8Mpa	2.4Mpa
1.0-2.5Mpa	27Hz	25-40r/min	6.0m³/min	10m³/min	15m³/min

DTH HAMMER

SD55

SD55 DTH HAMMER High Air Pressure



零部件名称 Item Description		重量 Weight (kg)	Product Code
1. 接头	Top Sub	13.30	SD5501
2. O型圈	*O* Ring of Top Sub	0.015	SD5502
3. 逆止阀	Check Valve	0.70	SD5503
4. 弹簧	Spring	0.10	SD5504
5. 配气座	Air Distributor	1.90	SD5505
6. 内缸	Internal Cylinder	2.70	SD5506
7. 活塞	Piston	14.50	SD5507
8. 外缸	External Cylinder	23.00	SD5508
9. 衬套	Guide Sleeve	2.50	SD5509
10. O型圈	*O* Ring	0.01	SD5510
11. 卡环	Stop Ring	0.50	SD5511
12. 卡钎套	Drive Chuck	6.20	SD5512
13. 钻头	Drill Bit	15.50	SD5513

总长(不含钻头) Length(less bit)	重量(不含钻头) Weight(less bit)	冲击器外径 External diameter	可配钻头钎柄 Bit shank	钻孔范围 Hole range	后接头螺纹 Connection thread
1110mm	66kg	Φ116mm	COP54 DHD350R	Φ127-Φ145	API 2 3/8" Reg API 3 1/2" Reg
工作气压 Working Pressure	的冲击频率 Impact rate	推荐转速 Recommended rotation speed	耗气量 Air consumption		
			1.0Mpa	1.8Mpa	2.4Mpa
1.0-2.5Mpa	28Hz	20-35r/min	7.0m³/min	13.5m³/min	18m³/min

DTH HAMMER

SD65

SD65 DTH HAMMER High Air Pressure



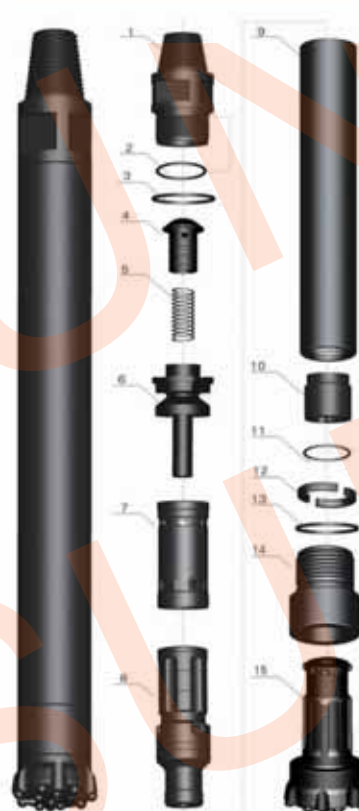
零部件名称 Item Description		重量 Weight (kg)	Product Code
1. 接头	Top Sub	20.00	SD6501
2. O型圈	*O* Ring of Top Sub	0.02	SD6502
3. 逆止阀	Check Valve	0.70	SD6503
4. 弹簧	Spring	0.10	SD6504
5. 配气座	Air Distributor	3.50	SD6505
6. 内缸	Internal Cylinder	4.20	SD6506
7. 活塞	Piston	23.00	SD6507
8. 外缸	External Cylinder	31.50	SD6508
9. 衬套	Guide Sleeve	6.50	SD6509
10. O型圈	*O* Ring	0.01	SD6510
11. 卡环	Stop Ring	0.60	SD6511
12. 卡钎套	Drive Chuck	7.00	SD6512
13. 钻头	Drill Bit	20.00	SD6513

总长(不含钻头) Length(less bit)	重量(不含钻头) Weight(less bit)	冲击器外径 External diameter	可配钻头钎柄 Bit shank	钻孔范围 Hole range	后接头螺纹 Connection thread
1238mm	98kg	Φ142mm	COP64 DHD360	Φ155-Φ203	API 3 1/2" Reg
工作气压 Working Pressure	在1.7Mpa时的 冲击频率 Impact rate at 1.7Mpa	推荐转速 Recommended rotation speed	耗气量 Air consumption		
			1.0Mpa	1.8Mpa	2.4Mpa
1.0-2.5Mpa	27Hz	20-30r/min	9.0m³/min	18m³/min	26m³/min

DTH HAMMER

SD85

SD85 DTH HAMMER High Air Pressure



零部件名称 Item Description		重量 Weight (kg)	Product Code
1. 接头	Top Sub	34.00	SD8501
2. O型圈	*O* Ring of Top Sub	0.015	SD8502
3. 接头垫片	Top Sub Ring	0.30	SD8503
4. 逆止阀	Check Valve	1.20	SD8504
5. 弹簧	Spring	0.10	SD8505
6. 配气座	Air Distributor	6.00	SD8506
7. 内缸	Internal Cylinder	6.50	SD8507
8. 活塞	Piston	42.50	SD8508
9. 外缸	External Cylinder	60.00	SD8509
10. 衬套	Guide Sleeve	5.30	SD8510
11. O型圈	*O* Ring	0.01	SD8511
12. 卡环	Stop Ring	1.20	SD8512
13. 卡钎套垫片	Drive Chuck Ring	0.30	SD8513
14. 卡钎套	Drive Chuck	17.50	SD8514
15. 钻头	Drill Bit	40.00	SD8515

总长(不含钻头) Length(less bit)	重量(不含钻头) Weight(less bit)	冲击器外径 External diameter	可配钻头钎柄 Bit shank	钻孔范围 Hole range	后接头螺纹 Connection thread
1359mm	175kg	Φ180mm	COP84 DHD380R	Φ195-Φ254	API 4 1/2" Reg
工作气压 Working Pressure	的冲击频率 Impact rate	推荐转速 Recommended rotation speed	耗气量 Air consumption		
			1.0Mpa	1.8Mpa	2.4Mpa
1.0-2.5Mpa	22Hz	15-25r/min	12m³/min	22m³/min	28m³/min

Bit Face Shape Selection



Drop Center Bit

For high penetration rates in soft to medium hard and fissured rock formation. Low to medium air pressure. Maximum hole deviation control.



Concave Face Bit

The all-round application bit face specially for medium hard and homogeneous rock formations. Good hole deviation control and good flushing capacity.



Convex Face Bit

For high penetration rates in soft to medium hard with low to medium air pressure. It's the most resistance to steel wash and may reduce the load and wear to gauge buttons, but poor hole deviation control.



Double Gauge Face Bit

It's suitable for fast penetration rates in medium to hard rock formation. Designed for high air pressure and good resistance to steel wash step gauge bit.



Flat Face Bit

It's suitable for hard to very hard and abrasive rock formation in application with high air pressure. Good penetration rates and resistance to steel wash.

Carbide Tip Shape Selection



Dome/Round/Hemi-spherical

It's usually used as gauge buttons of DTH bits, suitable for every abrasive and very hard formations.



Parabolic/Semi-ballistic

It's usually used as gauge buttons and front buttons of DTH bits, suitable for medium abrasive and hard formations.



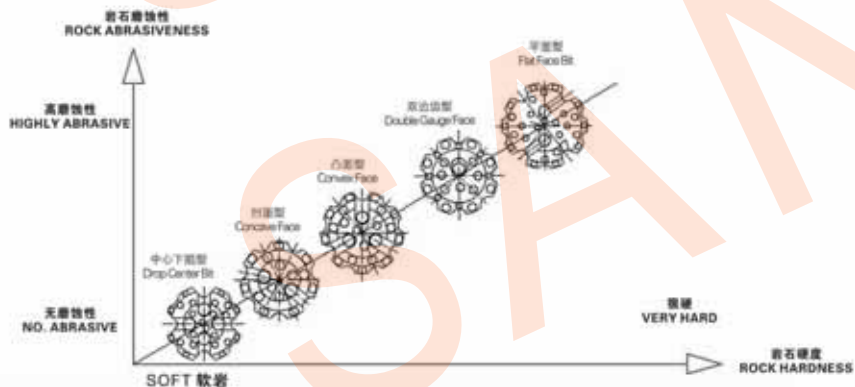
Ballistic

It's usually used as front buttons of DTH bits, suitable for medium abrasive and medium hard formations. It can also be used as gauge buttons if rock is soft.



Conical/Sharp

It's usually used as front buttons of DTH for soft formations where fast penetration are required.



DTH HAMMER

1"-2"

SIR Series Low Air Pressure DTH Bits



Concave

Flat

Convex

Model	Dia. (mm)	Spline No. (pc)	Weight (kg)	Part No.
SIR70	76	6	3.3	SIR70-76
SIR80	83	6	3.4	SIR80-83
SIR90	90	6	3.6	SIR90-90
SIR90	100	6	4.5	SIR90-100
SIR90	130	6	9.2	SIR90-130
SIR110	110	6	6.5	SIR110-110
SIR110	123	6	8.5	SIR110-123


1"-2" Middle Air Pressure DTH Bits

Drill bit	Bit dia. (mm)	Air holes No.	Gauge Buttons	Front Buttons	Weight (kg)	Part No.	
	BR1	64	2	6*Φ10	3*Φ10	2.6	SBR1-64
		70	2	6*Φ12	4*Φ10	2.8	SBR1-70
		76	2	6*Φ12	5*Φ10	3.2	SBR1-76
	BR2	76	2	6*Φ12	5*Φ10	3.6	SBR2-76
		80	2	6*Φ13	5*Φ10	4.0	SBR2-80
		90	2	6*Φ13	6*Φ10	4.2	SBR2-90
	SD25	76	2	6*Φ13	5*Φ10	3.6	SD25-76
		82	2	6*Φ14	4*Φ11	4.0	SD25-82
		90	2	8*Φ12	5*Φ12	4.2	SD25-90

We can make according to customer's requirement of the bit dia., air holes qty., button shape and face shape.

DTH BIT

3"

3" High Air Pressue DTH Bits						
Drill bit	Bit dia. (mm)	Air holes No.	Gauge Buttons	Front Buttons	Weight (kg)	Part No.
 COP32	85	2	6*Φ13	4*Φ12	4.2	COP32-85
	90	2	6*Φ14	4*Φ12	4.5	COP32-90
	95	2	6*Φ14	4*Φ13	4.7	COP32-95
	100	2	6*Φ14	5*Φ12	5.0	COP32-100
	105	2	6*Φ14	5*Φ13	5.3	COP32-105
 SBR3	85	2	6*Φ13	4*Φ12	3.8	SBR3-85
	90	2	6*Φ14	4*Φ12	4.0	SBR3-90
	95	2	6*Φ14	5*Φ12	4.3	SBR3-95
	100	2	8*Φ13	6*Φ13	4.8	SBR3-100
	105	2	8*Φ13	6*Φ13	5.2	SBR3-105
 SD35(IR3.5, COP34)	85	2	6*Φ13	4*Φ12	4.2	SD35-85
	90	2	6*Φ14	4*Φ12	4.5	SD35-90
	95	2	6*Φ14	4*Φ13	4.8	SD35-95
	100	2	6*Φ14	5*Φ12	5.0	SD35-100
	105	2	6*Φ14	5*Φ13	5.5	SD35-105
 QL30	85	2	6*Φ13	4*Φ12	4.5	QL30-85
	90	2	6*Φ14	4*Φ12	4.7	QL30-90
	95	2	6*Φ14	4*Φ13	4.9	QL30-95
	100	2	6*Φ14	5*Φ12	5.0	QL30-100
	105	2	6*Φ14	5*Φ13	5.5	QL30-105

We can make according to customer's requirement of the bit dia., air holes qty., button shape and face shape.

DTH BIT

4"

4" High Air Pressue DTH Bits						
Drill bit	Bit dia. (mm)	Air holes No.	Gauge Buttons	Front Buttons	Weight (kg)	Part No.
 SD45(DHD340A, COP44)	105	2	6*Φ14	5*Φ13	8.5	SD45-105
	110	2	7*Φ14	6*Φ13	8.8	SD45-110
	115	2	7*Φ14	6*Φ13	9.0	SD45-115
	120	2	8*Φ14	7*Φ13	9.8	SD45-120
	127	2	8*Φ14	7*Φ13	11.0	SD45-127
 SD4	105	2	6*Φ14	5*Φ13	9.0	SD4-105
	110	2	7*Φ14	6*Φ13	9.5	SD4-110
	115	2	7*Φ14	6*Φ13	9.8	SD4-115
	120	2	8*Φ14	7*Φ13	11.5	SD4-120
	127	2	8*Φ14	7*Φ13	12.3	SD4-127
 QL40	105	2	6*Φ14	5*Φ13	9.0	QL40-105
	110	2	7*Φ14	6*Φ13	9.2	QL40-110
	115	2	7*Φ14	6*Φ13	9.5	QL40-115
	120	2	8*Φ14	7*Φ13	10.3	QL40-120
	127	2	8*Φ14	7*Φ13	11.5	QL40-127
 M40	105	2	6*Φ14	5*Φ13	8.0	M40-105
	110	2	7*Φ14	6*Φ13	8.2	M40-110
	115	2	7*Φ14	6*Φ13	8.6	M40-115
	120	2	8*Φ14	7*Φ13	9.0	M40-120
	127	2	8*Φ14	7*Φ13	9.5	M40-127

We can make according to customer's requirement of the bit dia., air holes qty., button shape and face shape.

DTH BIT

5"

5" High Air Pressure DTH Bits						
Drill bit	Bit dia. (mm)	Air holes No.	Gauge Buttons	Front Buttons	Weight (kg)	Part No.
 SD55(DHD350R, COP54)	133	2	7*Φ16	6*Φ14	15.0	SD55-133
	140	2	7*Φ18	7*Φ14	16.5	SD55-140
	146	2	7*Φ18	7*Φ14	17.5	SD55-146
	152	2	8*Φ18	8*Φ14	18.5	SD55-152
	165	2	8*Φ18	8*Φ16	20.0	SD55-165
 SD5	133	2	7*Φ16	6*Φ14	15.5	SD5-133
	140	2	7*Φ18	7*Φ14	17.0	SD5-140
	146	2	7*Φ18	7*Φ14	18.5	SD5-146
	152	2	8*Φ18	8*Φ14	19.5	SD5-152
	165	2	8*Φ18	8*Φ16	21.0	SD5-165
 QL50	133	2	7*Φ16	6*Φ14	15.5	QL50-133
	140	2	7*Φ18	7*Φ14	17.0	QL50-140
	146	2	7*Φ18	7*Φ14	18.5	QL50-146
	152	2	8*Φ18	8*Φ14	19.5	QL50-152
	165	2	8*Φ18	8*Φ16	21.0	QL50-165
 M50	133	2	7*Φ16	6*Φ14	13.5	M50-133
	140	2	7*Φ18	7*Φ14	14.5	M50-140
	146	2	7*Φ18	7*Φ14	15.5	M50-146
	152	2	8*Φ18	8*Φ14	17.0	M50-152
	165	2	8*Φ18	8*Φ16	18.5	M50-165

We can make according to customer's requirement of the bit dia., air holes qty., button shape and face shape.

DTH BIT

6"

6" High Air Pressure DTH Bits						
Drill bit	Bit dia. (mm)	Air holes No.	Gauge Buttons	Front Buttons	Weight (kg)	Part No.
 SD65(DHD360, COP64)	152	2	8*Φ18	7*Φ16	22.0	SD65-152
	165	2	8*Φ18	8*Φ16	26.0	SD65-165
	175	2	8*Φ18	8*Φ16	27.0	SD65-175
	190	3	9*Φ18	9*Φ16	28.5	SD65-190
	203	3	9*Φ18	11*Φ16	29.5	SD65-203
 SD6	152	2	8*Φ18	7*Φ16	26.0	SD6-152
	165	2	8*Φ18	8*Φ16	27.0	SD6-165
	175	2	8*Φ18	8*Φ16	29.0	SD6-175
	190	3	9*Φ18	9*Φ16	32.0	SD6-190
	203	3	9*Φ18	11*Φ16	34.0	SD6-203
 QL60	152	2	8*Φ18	7*Φ16	24.0	QL60-152
	165	2	8*Φ18	8*Φ16	25.0	QL60-165
	175	2	8*Φ18	8*Φ16	27.0	QL60-175
	190	3	9*Φ18	9*Φ16	29.0	QL60-190
	203	3	9*Φ18	11*Φ16	33.0	QL60-203
 M60	152	2	8*Φ18	7*Φ16	22.0	M60-152
	165	2	8*Φ18	8*Φ16	23.0	M60-165
	175	2	8*Φ18	8*Φ16	24.0	M60-175
	190	3	9*Φ18	9*Φ16	25.0	M60-190
	203	3	9*Φ18	11*Φ16	28.0	M60-203

We can make according to customer's requirement of the bit dia., air holes qty., button shape and face shape.

DTH BIT

8"

8" High Air Pressure DTH Bits						
Drill bit	Bit dia. (mm)	Air holes No.	Gauge Buttons	Front Buttons	Weight (kg)	Part No.
 SD85(DHD380, COP84)	203	2	10*Φ18	10*Φ16	40.0	SD85-203
	216	2	10*Φ18	12*Φ16	49.5	SD85-216
	241	2	12*Φ18	18*Φ16	64.0	SD85-241
	254	3	12*Φ18	21*Φ16	71.0	SD85-254
	305	4	12*Φ18	29*Φ16	95.0	SD85-305
 SD8	203	2	10*Φ18	10*Φ16	37.0	SD8-203
	216	2	10*Φ18	12*Φ16	48.0	SD8-216
	241	2	12*Φ18	18*Φ16	63.5	SD8-241
	254	3	12*Φ18	21*Φ16	70.5	SD8-254
	305	4	12*Φ18	29*Φ16	94.0	SD8-305
 QL80	203	2	10*Φ18	10*Φ16	35.5	QL80-203
	216	2	10*Φ18	12*Φ16	49.0	QL80-216
	241	2	12*Φ18	18*Φ16	64.5	QL80-241
	254	3	12*Φ18	21*Φ16	71.5	QL80-254
	305	4	12*Φ18	29*Φ16	95.0	QL80-305
 M80	203	2	10*Φ18	10*Φ16	35.5	M80-203
	216	2	10*Φ18	12*Φ16	40.5	M80-216
	241	2	12*Φ18	18*Φ16	54.5	M80-241
	254	3	12*Φ18	21*Φ16	57.0	M80-254
	305	4	12*Φ18	29*Φ16	77.5	M80-305

We can make according to customer's requirement of the bit dia., air holes qty., button shape and face shape.



REVERSE CIRCULATION DRILLING

反循环钻具

RC Hammer 反循环冲击器

RC Bit 反循环钻头

RC HAMMER

SRC45

SRC45 RC HAMMER High Air Pressure		零部件名称 Item Description	重量 Weight (kg)	Product Code
	1.	卡簧 Internal Circlip	0.03	SRC4501
	2.	通气筛 Air Screen	0.35	SRC4502
	3.	接头 Top Sub	6.50	SRC4503
	4.	O形圈 *O* Ring	0.01	SRC4504
	5.	采集管 Sample Tube	5.10	SRC4505
	6.	逆止阀 Check Valve	0.25	SRC4506
	7.	弹簧 Spring	0.04	SRC4507
	8.	O形圈 *O* Ring	0.01	SRC4508
	9.	配气座 Air Distributor	0.85	SRC4509
	10.	O形圈 *O* Ring	0.02	SRC4510
	11.	内缸 Internal Cylinder	2.20	SRC4511
	12.	活塞 Piston	8.50	SRC4512
	13.	外缸 External Cylinder	14.5	SRC4513
	14.	衬套 Guided Sleeve	1.20	SRC4514
	15.	卡钎套 Drive Chuck	3.20	SRC4515
	16.	档珠 Retaining Pin	0.01	SRC4516
	17.	钻头 Drill Bit	10.5	SRC4517

总长(不含钻头) Length(less bit)	重量(不含钻头) Weight(less bit)	冲击器外径 External diameter	可配钻头钎柄 Bit shank	钻孔范围 Hole range	后接头螺纹 Connection thread
1020mm	94kg	Φ99mm	SRC45	Φ114-Φ127	Customized
工作气压 Working Pressure	在1.7Mpa时的 冲击频率 Impact rate at 1.7Mpa	推荐转速 Recommended rotation speed	耗气量 Air consumption		
			1.0Mpa	1.8Mpa	2.4Mpa
			8.0m ³ /min	12m ³ /min	16m ³ /min
1.0-3.0Mpa	30Hz	25-40r/min			

DTH HAMMER

SRC55

SRC55 RC HAMMER High Air Pressure		零部件名称 Item Description	重量 Weight (kg)	Product Code
	1.	卡簧 Internal Circlip	0.04	SRC5501
	2.	通气筛 Air Screen	0.44	SRC5502
	3.	接头 Top Sub	9.65	SRC5503
	4.	O形圈 *O* Ring	0.02	SRC5504
	5.	采集管 Sample Tube	6.72	SRC5505
	6.	逆止阀 Check Valve	0.68	SRC5506
	7.	弹簧 Spring	0.12	SRC5507
	8.	O形圈 *O* Ring	0.01	SRC5508
	9.	配气座 Air Distributor	1.48	SRC5509
	10.	O形圈 *O* Ring	0.02	SRC5510
	11.	内缸 Internal Cylinder	4.12	SRC5511
	12.	活塞 Piston	16.9	SRC5512
	13.	外缸 External Cylinder	19.5	SRC5513
	14.	衬套 Guided Sleeve	1.20	SRC5514
	15.	卡钎套 Drive Chuck	5.65	SRC5515
	16.	档珠 Retaining Pin	0.15	SRC5516
	17.	钻头 Drill Bit	15.8	SRC5517

总长(不含钻头) Length(less bit)	重量(不含钻头) Weight(less bit)	冲击器外径 External diameter	可配钻头钎柄 Bit shank	钻孔范围 Hole range	后接头螺纹 Connection thread
1111mm	165kg	Φ126mm	SRC55	Φ133-Φ152	Customized
工作气压 Working Pressure	的冲击频率 Impact rate	推荐转速 Recommended rotation speed	耗气量 Air consumption		
			1.7Mpa	2.4Mpa	3.0Mpa
			16m ³ /min	22m ³ /min	28m ³ /min
1.5-3.5Mpa	35Hz	25-40r/min			

RC HAMMER

SRC65

SRC65 RC HAMMER High Air Pressure		零件名称 Item Description	重量 Weight (kg)	Product Code
	1.	卡簧 Internal Circlip	0.05	SRC6501
	2.	通气筛 Air Screen	0.65	SRC6502
	3.	接头 Top Sub	20.0	SRC6503
	4.	O形圈 *O* Ring	0.02	SRC6504
	5.	采集管 Sample Tube	12.5	SRC6505
	6.	逆止阀 Check Valve	0.85	SRC6506
	7.	弹簧 Spring	0.10	SRC6507
	8.	O形圈 *O* Ring	0.02	SRC6508
	9.	配气座 Air Distributor	3.50	SRC6509
	10.	O形圈 *O* Ring	0.02	SRC6510
	11.	内缸 Internal Cylinder	4.20	SRC6511
	12.	活塞 Piston	24.0	SRC6512
	13.	外缸 External Cylinder	32.0	SRC6513
	14.	衬套 Guided Sleeve	5.50	SRC6514
	15.	卡钎套 Drive Chuck	6.50	SRC6515
	16.	档珠 Retaining Pin	0.30	SRC6516
	17.	钻头 Drill Bit	30.0	SRC6517

总长(不含钻头) Length(less bit)	重量(不含钻头) Weight(less bit)	冲击器外径 External diameter	可配钻头钎柄 Bit shank	钻孔范围 Hole range	后接头螺纹 Connection thread
1250mm	126kg	Φ146mm	SRC65	Φ155-Φ190	Customized
工作气压 Working Pressure	在2.4Mpa时的冲击频率 Impact rate at 2.4Mpa	推荐转速 Recommended rotation speed	耗气量 Air consumption		
			1.7Mpa	2.0Mpa	3.0Mpa
			20m³/min	26m³/min	35m³/min
1.5-3.5Mpa	28Hz	25-40r/min			


RC BIT

3"-5 1/2"

Model	直径 Dia.		合金数量*直径 Type No.*Dia. (mm)		角度 Button Angle	水孔 Flushing Hole	耐磨层 外径 Shroud Dia.	重量 Weight (kg)	Part No.
	mm	Inch	边齿 Gauge Button	中齿 Front Button					
RE531	86	2 1/4	6*12	4*12	35°	2	84	4.2	RE531-86
	89	2 1/2	8*12	5*12	35°	2	87	4.3	RE531-89
	95	2 3/4	8*12	6*12	35°	2	93	4.6	RE531-95
RE004	102	3	8*12	6*12	35°	2	100	4.9	RE531-102
	114	4 1/2	8*14	6*14	35°	2	112	11.5	RE004-114
	118	4 5/8	8*14	6*14	35°	2	116	11.7	RE004-118
	121	4 3/4	8*14	6*14	35°	2	119	12.0	RE004-121
RE542	127	5	8*14	8*14	35°	2	125	12.4	RE004-127
	121	4 3/4	8*14	6*14	35°	2	119	10.6	RE542-121
	124	4 7/8	8*14	8*13	35°	2	122	10.8	RE542-124
RE543	127	5	8*14	8*14	35°	2	125	11.2	RE542-127
	130	5 1/8	8*14	10*14	35°	2	128	11.5	RE542-130
	124	4 7/8	8*14	8*13	35°	2	122	10.8	RE543-124
RE545	127	5	8*14	8*14	35°	2	125	11.2	RE543-127
	130	5 1/8	8*14	10*14	35°	2	128	11.5	RE543-130
	133	5 1/4	8*16	10*14	35°	2	131	12.0	RE543-133
RE547	124	4 7/8	8*14	8*13	35°	2	122	13.5	RE545-124
	127	5	8*14	8*14	35°	2	125	13.8	RE545-127
	133	5 1/4	8*16	10*14	35°	2	131	14.0	RE545-133
RE547	136	5 3/8	8*16	6*16+3*14	35°	2	134	14.5	RE545-136
	136	5 3/8	8*16	6*16+3*14	35°	2	134	15.5	RE547-136
	140	5 1/2	8*16	6*16+3*14	35°	2	138	16.5	RE547-140
RE547	143	5 5/8	8*16	6*16+3*14	35°	2	141	17.5	RE547-143
	146	5 3/4	8*16	6*16+3*14	35°	2	144	18.5	RE547-146

No. _____

Date _____



SANSUNG SANSUNG